


OFFICE OF THE CONTROLLER OF BUDGET



**COUNTY GOVERNMENTS
BUDGET IMPLEMENTATION REVIEW REPORT**

FY 2024/25

AUGUST, 2025

[Handwritten signature]

MIGORI COUNTY GOVERNMENT
LAND, HOUSING AND URBAN DEVELOPMENT
MUNICIPAL MANAGER
14 JAN 2020
MIGORI MUNICIPALITY

generated as own-source revenue. The own-source revenue comprised Kshs.550 million (69 per cent) deposited into the CRF and Kshs.250 million (31 per cent) as Appropriations-in-Aid (A-I-A) spent at source. The A-I-A comprised Kshs.250 million (100 per cent) as the Facility Improvement Financing (revenue from health facilities). A breakdown of the additional allocations is shown in Table 3.325.

3.27.2 Revenue Performance

The County received Kshs.10.53 billion in revenues in the review period to fund its development and recurrent activities. This amount represented an increase of 8 per cent compared to the amount received in FY 2023/24 of Kshs.9.70 billion. The total revenue consisted of Kshs.8.39 billion from the equitable share of revenue raised nationally. Other revenue streams included additional allocations from the national government and development partners, amounting to Kshs.738.37 billion and own-source revenue (OSR) collection of Kshs.691.56 billion. Additionally, the County had a cash balance of Kshs.688.43 billion from FY 2023/24.

The total OSR collection of Kshs.691.56 billion included Facilities Improvement Financing (FIF) of Kshs.354.19 million, and Kshs.337.36 million from other OSR sources. Table 3.325 summarises the total revenue available to the County Government during FY 2024/25.

Table 3.325: Migori County, Revenue Performance in FY 2024/25

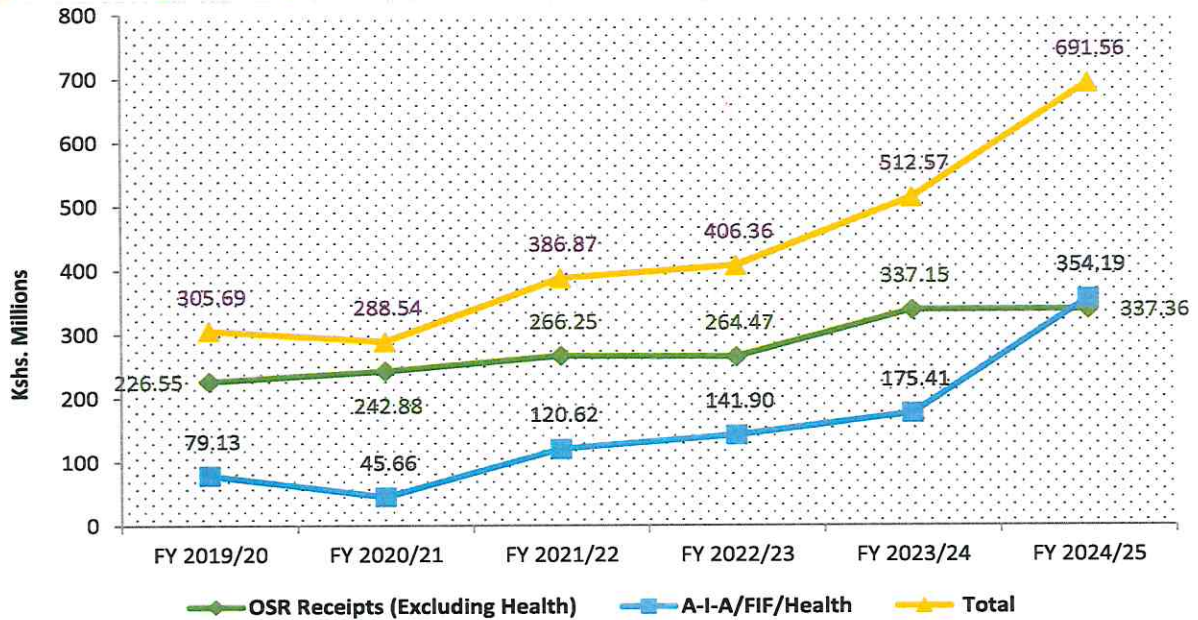
S/No.	Revenue Category	Annual Budget Allocation (Kshs)	Actual Receipts (Kshs)	Actual Receipts as Percentage of Annual Budget Allocation (%)
A	Equitable Share of Revenue Raised Nationally -	8,385,079,399	8,385,076,709	100
	Sub-total	8,385,079,399	8,385,076,709	100
B	Additional Allocations			
1.	DANIDA Grant (Universal Healthcare in Devolved System Program)	12,358,500	10,432,500	84
2.	IDA (World Bank) Credit for National Agricultural and Rural Inclusive Growth Project (NARIGP)	5,000,000	-	-
3.	EU Grant for Instrument for Devolution Advice and Support (IDEAS)	5,706,628	-	-
4.	Sweden - Agricultural Sector Development Support Programme (ASDSP) II	1,120,452	-	-
5.	KABDP SIDA	10,918,919	-	-
6.	KABDP MOA&LD (Government of Kenya)	1,000,000	-	-
7.	Aquaculture Business Development Project (ABDP)	13,617,785	-	-
8.	Livestock Value Chain Support Project	14,323,680	-	-
9.	Climate Change - German Development Bank (KfW) - (FLLoCA -CCRI Grant)	390,000,000	16,968,438	4
10.	Climate Change - IDA World Bank (FLLoCA)	11,000,000	11,000,000	100
11.	Urban Institutional Grant (UIG)	35,000,000	32,309,300	92
12.	Migori Municipality URB Development Grant	54,181,008	-	-
13.	Awendo Municipality URB Development Grant	16,800,000	-	-
14.	Rongo Municipality URB Development Grant	16,800,000	-	-
15.	Kehancha Municipality URB Development Grant	16,800,000	-	-
16.	Grant from the National Government - Industrial Park	250,000,000	54,131,579	22

S/No.	Revenue Category	Annual Budget Allocation (Kshs)	Actual Receipts (Kshs)	Actual Receipts as Percentage of Annual Budget Allocation (%)
17.	Kenya Water and Sanitation (K-WASH) Program	199,874,000	-	-
18.	National Agricultural Value Chain Development Project (NAVCDP)	250,000,000	71,537,277	29
19.	Kenya Devolution Support Program II	37,500,000	-	-
21.	Leasing of Medical Equipment	124,723,404	-	-
22.	Fertiliser Subsidy	144,621,807	-	-
23.	Allocation for Court fines	974,165	-	-
24.	Allocation for Mineral Royalties	3,125,408	-	-
25.	Basic Salary arrears for County Government Health Workers	27,687,815	-	-
26.	Community Health Promoters (CHPs) Projects	88,380,000	-	-
27.	Migori County Climate Change Fund FLoCCA Balances C/Fwd	372,833,613	372,833,613	100
28.	Migori County Health Special Balances C/Fwd	915,068	915,068	100
29.	Migori County RMLF Balances C/Fwd	681,918	681,918	100
30.	Migori County NARIGP Operations Account Balances C/Fwd	4,261,826	4,261,826	
31.	Migori County Agriculture Chain Balances C/Fwd	161,794,532	161,794,532	
32.	Migori County Industrial Park Balances C/Fwd	1,500,000	1,500,000	100
Sub-total		2,273,500,528	738,366,051	32
C	Own Source Revenue			
33.	Ordinary Own Source Revenue	550,000,000	337,363,187	61
34.	Appropriation in Aid (A-I-A)	-	-	
35.	Facility Improvement Fund (FIF)	250,000,000	354,192,398	142
Sub-total		800,000,000	691,555,585	86
D	Other Sources of Revenue			
36.	Unspent balance from FY 2023/24	688,425,652	688,425,652	100
37.	Other Revenues (provide a list)	-	-	-
Sub-Total		688,425,652	688,425,652	100
Grand Total		12,147,005,579	10,503,423,997	86

Source: Migori County Treasury

Figure 105 shows the collection trend in own-source revenue from FY 2019/20 to FY 2024/25.

Figure 105: Migori County Trend in Own-Source Revenue Collection from FY 2019/20 to FY 2024/25

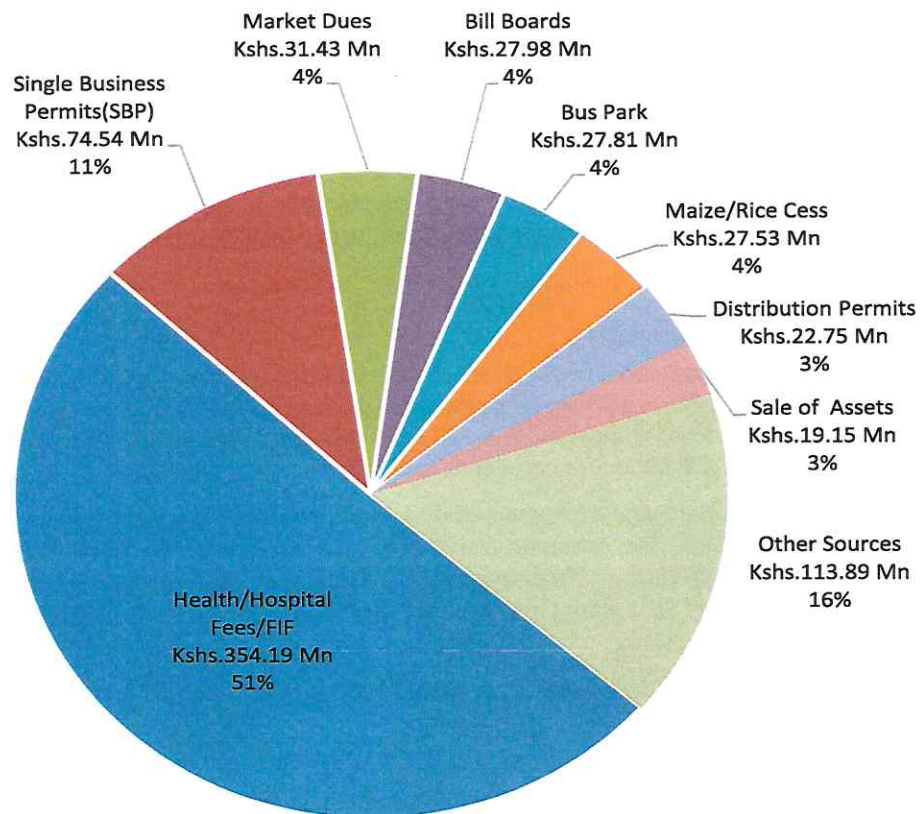


Source: Migori County Treasury

During the year, the County generated Kshs.691.56 million from its revenue sources, including FIF. This amount was an increase of 35 per cent compared to Kshs.512.57 million realised in a similar period in FY 2023/24. It was 86 per cent of the annual target and 8 per cent of the equitable revenue share disbursed. The increase is primarily attributed to the automation of FIF streams and reimbursed claims from the Social Health Authority (SHA).

The revenue streams which contributed the highest OSR receipts are shown in Figure 106.

Figure 106: Migori County Top Own Source Revenue Streams in FY 2024/25



Source: Migori County Treasury

As shown in Figure 106, the highest revenue stream, at Kshs.354.19 million, was from Hospital fees (FIF), accounting for 51 per cent of the total OSR receipts. The County Government indicated that it had automated 12 revenue streams out of 40

3.27.3 Revenue Arrears

The County had no outstanding revenue arrears at the beginning of the financial year. Similarly, the County did not report on any waivers and arrears recovered during the year other than the outstanding arrears earned from FIF of Kshs.212.28 million as at 30 June 2025, indicating that the County had no accumulated arrears in the reporting period. Table 3.326 presents a breakdown of the County's revenue in arrears.

Table 3.326: Migori County Revenue Arrears as of 30 June 2025

No	Revenue Stream	Revenue Arrears as of 1 July 2024 (Kshs.)	Progress made in FY 2024/25			OSR Arrears as of 30 June 2025 (Kshs.)
			Waivers (Kshs)	Arrears paid in the financial year (Kshs)	Arrears earned in FY 2024/25 (Kshs)	
		a	b	c	d	f=a-b-c+d
A	Ordinary Own Sources of Revenue	-	-	-	-	-
B	Facility Improvement Fund (FIF)	-	-	-	-	-
1	Social Health Authority (SHA)	-	-	-	101,590,708	101,590,708
2	National Hospital Insurance Fund (NHIF)	-	-	-	110,691,449	110,691,449
	Total	-	-	-	212,282,157	212,282,157

Source: Migori County Treasuries

As of 30 June 2025, the revenue arrears were entirely the principal amount of Kshs.212.28 million (100 per cent)). The County is awaiting approvals from the Social Health Authority (SHA) to reimburse the amount outstanding in arrears.

3.27.4 Borrowing by the County

The County Assembly of Migori borrowed Kshs.50 million from the Kenya Commercial Bank Ltd, Migori Branch as a short-term credit facility at an interest rate of 3 per cent payable within one-month period to support its operations. The funds were utilised to pay members and staff allowances in arrears for the FY 2023/24 and disburse some office operations for July 2024. The borrowing was prompted by delayed disbursement of June, 2024 shareable revenues. The amount has since been fully settled down during the year and there was no outstanding amount as of 30 June, 2025

3.27.5 Exchequers Approved

The Controller of Budget approved withdrawals of Kshs.9.71 billion from the CRF account in FY 2024/25, which comprised Kshs.2.38 billion (24 per cent) for development programmes and Kshs.7.33 billion (76 per cent) for recurrent programmes. Analysis of the recurrent exchequers released indicates that Kshs.3.74 billion was for employee compensation and Kshs.3.57 billion for operations and maintenance expenditure.

The operations and maintenance exchequer analysis indicates that 9 per cent was for domestic travel and 0.3 per cent for foreign travel. The domestic travel exchequer amounted to Kshs.330.09 million and included Kshs.74.83 million for the County Executive and Kshs.255.26 million for the County Assembly. The foreign exchequer totalled Kshs.11.29 million, comprising Kshs.6.34 million for the County Executive and Kshs.4.95 million for the County Assembly.

As of the closure of FY 2024/25, the County Government's cash balance in the CRF account was Kshs.104.07 million.

3.27.6 County Expenditure Review

The County spent Kshs.10.12 billion on development and recurrent programmes in the reporting period. This expenditure represented 104 per cent of the total funds released by the CoB. It comprised Kshs.2.79 billion for development programmes and Kshs.7.33 billion for recurrent programmes. Expenditure on development programmes

represented an absorption rate of 63 per cent, while recurrent expenditure represented 95 per cent of the annual recurrent expenditure budget.

3.27.7 Settlement of Pending Bills

The County reported pending bills totalling Kshs.1.94 billion as of 30 June 2024. This amount included Kshs.1.76 billion from the County Executive and Kshs.184.72 million from the County Assembly. The pending bills from the County Executive consist of Kshs.875.34 million for recurrent expenditures and Kshs.881.38 million for development expenditures.

During the year, the County Executive settled pending bills amounting to Kshs.1.32 billion, comprising Kshs.724.05 million (55 per cent) for recurrent programmes and Kshs.592.82 million (45 per cent) for development programmes. On the other hand, the County Assembly settled pending bills worth Kshs.81.91 million, which included Kshs.42.31 million (52 per cent) for recurrent activities and Kshs.39.60 million (48 per cent) for development activities. Table 3.327 provides additional details of pending bills.

Table 3.327: Migori County Pending Bills as of 30 June 2025

	Pending Bills as of 1 July 2024 (Kshs.)	Settled Pending Bills in FY 2024/25 (Kshs.)	Pending bills incurred in FY 2024/25 (Kshs.)	Outstanding pending bills as of 30 June 2025 (Kshs.)
County Executive				
Recurrent	875,336,424	724,048,246	226,129,400	475,866,142
Development	881,380,560	592,817,622	128,013,904	361,359,348
Total	1,756,716,984	1,316,865,868	354,143,304	837,225,490
County Executive				
Recurrent	127,259,085	42,306,086	34,133,758	184,558,500
Development	57,456,694	39,602,443	-	36,361,670
Total	184,715,779	81,908,530	34,133,758	220,920,170

Source: Migori County Treasury

The County Executive and the Assembly submitted a pending bill payment plan, committing to paying Kshs.1.32 billion and Kshs.182.32 million respectively in FY 2024/25. The County Executive adhered to this payment plan as it cleared Kshs.1.32 billion, while the County Assembly did not comply with the plan as it cleared Kshs.81.91 million only.

Table 3.328 presents the ageing of the total outstanding bills as of 30 June 2025, which was Kshs.1.06 billion.

Table 3.328: Migori County Pending Bill Ageing Analysis as of 30 June 2025

Category	Ageing analysis (Amount in Kshs.)				Total
	Under one year	1-2 years	2-3 years	Over 3 years	
Development Pending Bills	128,013,904	75,308,878	170,920,466	23,477,770	397,721,018
<i>Recurrent Pending Bills (Goods & Services)</i>	247,880,550	93,073,263	170,204,944	96,087,946	607,246,703
<i>Recurrent Pending Bills (Salary Arrears and Statutory Deductions)</i>	9,382,608	24,804,931	1,651,220	-	35,838,759
<i>Recurrent Pending Bills (Staff Claims)</i>	6,400,000	10,939,180	-	-	17,339,180
Total Recurrent Pending Bills	263,663,158	128,817,374	171,856,164	96,087,946	660,424,642
Total Pending Bills	391,677,062	204,126,252	342,776,630	119,565,716	1,058,145,660
Total	37	19	32	11	100

Source: Migori County Treasury

From now on, the County should adopt the IBEC pending bills action plan tracker templates sponsored by KDSP II in managing, tracking and reporting of their pending bills and status

3.27.8 Expenditure by Economic Classification

The County Executive incurred Kshs.3.27 billion for compensation of employees, Kshs.3.11 billion for operations and maintenance, and Kshs.2.74 billion for development activities. Similarly, the County Assembly spent Kshs.476.76

